

Remote Learning Week 1 and 2 (March 30th-April 9th)

Each child is at their unique level. Please challenge your child as needed and review areas that need more practice. These are ideas that you are more than welcome to change and adjust for your child. Please remember to incorporate play and outside time into your child's daily learning schedule.

	ELAR (Language Arts)	MATH
DAY 1	<p>-READ for 15 minutes - ask your child if the text is Fiction or Non-Fiction. Draw and write a sentence about the story.</p> <p>-Practice your ABC's and corresponding sounds out of order. See how fast you can do it!</p> <p>Digraphs- Sh, Ch, Th, Wh Blends- Bl, Gl, Sl, Pl, Fl, Sk, Sp, St, Sn</p>	<p>- Count to 100 by 1's from any given number</p> <p>-Count to 100 by 10's</p> <p>-Count Forward and Backward 0-20</p> <p>-Practice writing numbers 0-20</p> <p>-Using (beans, noodles, toys, etc.) make groups of 0-20</p> <p>- Identify coins and their value. Penny, nickel, dime, quarter. Practice counting pennies.</p>
DAY 2	<p>-READ for 15 minutes - ask your child to name the characters in the story. Draw and write something about the characters.</p> <p>-Choose 5 sight words to rainbow write. Read the sight word lists as fast you can. Challenge yourself and try to write them in a sentence or write a simple story using as many as possible.</p>	<p>- Count to 100 by 1's from any given number</p> <p>-Count to 100 by 10's</p> <p>-Count Forward and Backward 0-20</p> <p>-Practice writing numbers 0-20</p> <p>- Go on a 2-D shape hunt around the house</p>
DAY 3	<p>-READ for 15 minutes- ask your child to discuss the setting. Draw and write something about the setting.</p> <p>-Say a simple sentence and have your child count how many words in the sentence. (No more than 7 words) Ex. My dog can run. (4 words)</p>	<p>- Count to 100 by 1's from any given number</p> <p>-Count to 100 by 10's</p> <p>-Count Forward and Backward 0-20</p> <p>-Practice writing numbers 0-20</p> <p>-Go on a 3-D shape hunt outside</p>
DAY 4	<p>-READ for 15 minutes - ask your child to tell you the problem and solution of the story. If reading non-fiction have them discuss the topic of the book.</p> <p>-Practice Blending Phonemes (/c/ /a/ /t/ and child says cat) You can even use nonsense words Ex: mud, pig, mop, dog, hot</p>	<p>- Count to 100 by 1's from any given number</p> <p>-Count to 100 by 10's</p> <p>-Count Forward and Backward 0-20</p> <p>-Practice writing numbers 0-20</p> <p>-Using cards, dominoes or dice (roll or pick 2) and add together or come up with your own addition stories.</p>
DAY 5	<p>-READ for 15 minutes- ask your child to tell you their favorite part of the text. Draw and write something about their favorite part of the story.</p>	<p>- Count to 100 by 1's from any given number</p> <p>-Count to 100 by 10's</p> <p>-Count Forward and Backward 0-20</p>

Practice using correct sentence structure. Begin with a capital letter, space between words, end with a punctuation mark. -Practice Rhyming - say two rhyming words and have your child say a 3rd	-Practice writing numbers 0-20 -Using 10 or less objects make subtraction stories (Punky had 7 bears and 3 ran away. How many are left?)
--	---

Week 2

Repeat activities for days 1-5 using new sight words and books.

Writing Prompt Ideas:

Sight word sentences- write a sentence using a sight word.

List 5 places you want to visit.

List 10 things that make you happy.

What would you take on a picnic?

Write a letter to a friend or family member.

Write about your favorite outside activity.

SIGHT WORDS

the to and a I it in said look is can see me come at	you for red go we little down not one my up here he but am do so no like	big where jump away help make two play run find three funny yellow blue	was that she on they with all there out be have green did what get this will yes	went are now came ride into good want too pretty four saw well ran eat Who New must	soon our ate say under please of black white brown his had him her
--	--	--	---	--	---

Reading Comprehension strategies and tips!

What do you do when you get stuck on a word?









***Get your mouth ready to say the first sound**

- *Check the picture
- * Stretch the words out (sound out the words/stretchy snake)
- *Find chunks I know (hand, sting, flat)
- *Go back and reread

Ask yourself while you are reading:

- 1-Does it look right?
- 2-Does it sound right?
- 3-Does it makes sense?

8 Key Comprehension Strategies

<p>Make Connections Connect what you read to what you already know.</p> 	<p>Infer Use your own schema and clues from the book to understand what you read.</p> 	<p>Create Images Create images in your mind as you read.</p> 	<p>Ask Questions Ask questions to help you understand.</p> <p>Thick and thin questions</p> 
<p>Determine Importance Think about the most important idea!</p> 	<p>Synthesize Bring ideas together to make a new idea.</p> 	<p>Monitor Understanding Check to make sure you are understanding what you read.</p> 	<p>Use Fix-Up Strategies Use strategies when you get stuck on a word.</p> 

Useful websites:

<https://classroommagazines.scholastic.com/support/learnathome.html>

<https://www.abcya.com/>

<https://www.starfall.com/h/>

<https://www.storylineonline.net/>

<https://rangerrick.org/>

<https://jr.brainpop.com/>

CincinnatiZoo.org (home safari)